



PRINCE ALBERT BOARD OF POLICE COMMISSIONERS
PUBLIC MINUTES OF MEETING

TUESDAY, FEBRUARY 1, 2022

9:00 A.M.

MAIN BOARDROOM, 2ND FLOOR, CITY HALL

Present in Boardroom:

Mayor G. Dionne, Acting Chairperson
Councillor B. Edwards
Councillor C. Miller
Blaine Broker
Sheryl Kimbley

J. Bergen, Chief of Police
F. Prince, Deputy Chief of Police

M. Boulet, Board Secretary

Jaryn Vecchio, Reporter, PA Now

Present by Teams:

Janet Carriere
Darcy Sander

Meeting convened at 9:04 a.m.

APPROVAL OF AGENDA:

001. **Moved by Councillor B. Edwards, AND RESOLVED:**

That the February 1, 2022 Board of Police Commissioners Public Meeting Agenda be approved as amended to include the two Reports Presented at Meeting:

- 2022 Police Service Budget Reduction due to City Fiscal Challenges
- Re-allocation of Capital Carry Forward Funding for Back-up Server

MOVED TO NEXT MEETING:

Presentation by Brian Howell, Riverbank Development Corporation, regarding PA Community Alcohol Strategy Request.

READING MINUTES:

1. Minutes of the Board of Police Commissioners Meeting held November 25, 2021.

002. Moved by Councillor C. Miller, AND RESOLVED:

That the Minutes of the Board of Police Commissioners Meeting held November 25, 2021, be taken as read and adopted; and, that the Board Chairperson and Board Secretary be authorized to execute the minutes on behalf of the Board of Police Commissioners.

APPOINTMENTS:

2. Appointment of Board Chairperson and Board Vice-Chairperson

003. Moved by S. Kimbley, AND RESOLVED:

That the Report from Board Secretary dated January 13, 2022, regarding Appointment of Board Chairperson and Board Vice-Chairperson be received; and that the following be approved:

1. That Darcy Sander be appointed as the Board Chairperson of the Prince Albert Board of Police Commissioners effective February 1, 2022 to December 31, 2023.
2. That Mayor Greg Dionne be appointed as the Board Vice-Chairperson of the Prince Albert Board of Police Commissioners effective January 1, 2022 to December 31, 2023.
3. That Mayor Greg Dionne be appointed as the Representative for Collective Negotiations for a Collective Bargaining Agreement with the Prince Albert Police Association.

FINANCIAL REPORTS – PRESENTED AT MEETING:

3. 2022 Police Service Budget Reduction due to City Fiscal Challenges
(PRESENTED AT MEETING)

004. Moved by Councillor B. Edwards, AND RESOLVED:

That the Report from Chief of Police dated January 28, 2022, regarding be received; and, that the following be approved:

That the Board forwards the following recommendations to City Council for approval:

1. That an additional \$200,000 for a total of \$400,000 be transferred from the Police Service Operating Reserve to the City's General Fund to assist with the City's significant budgeting shortfalls; and,
 2. That the 2022 Prince Albert Police Service be funded in the amount of \$17,805,140, inclusive of Capital expenditures and a transfer from the Police Service Proactive Policing Reserve up to \$515,000.
4. Re-allocation of Capital Carry Forward Funding for Back-up Server
(PRESENTED AT MEETING)

005. Moved by Councillor C. Miller, AND RESOLVED:

That the Report from Chief of Police dated January 28, 2022, regarding Re-allocation of Capital Carry Forward Funding for Back-up Server be received; and, that the following be approved:

1. That the firewall and security software replacement Police Service capital project funding in the amount of \$44,781.93 be re-allocated to fund the unexpected priority back-up server maintenance project at the Prince Albert Police Service.
2. That any remaining unspent funds of the re-allocation be used to offset the increased cost for the Virtual Server spending in 2021.

STATISTICS:

5. 2021 Year End Statistical Report

006. Moved by Dr. B. Broker, AND RESOLVED:

That the Report from Deputy Chief of Police dated January 10, 2022, regarding 2021 Year End Statistical Report be received as information and filed.

6. Community Safety Officer (CSO) Reports – Annual Report for 2021, December 2021 and November 2021 Reports

007. Moved by S. Kimbley, AND RESOLVED:

That the Reports from Sergeant Glynn dated December 1, 2021 and January 3, 2022, regarding Community Safety Officer (CSO) Reports – Annual Report for 2021, December 2021 and November 2021 Reports be received; and that the following be approved:

1. That the Board receives the reports as information and filed; and,
2. That the Board forwards the reports to the Community Safety Officer (CSO) Program Manager as per the Saskatchewan CSO Policy Manual.

REPORTS

7. On-Line Criminal Record Checks

008. Moved by Councillor B. Edwards, AND RESOLVED:

That the Report from Office and IT Project Manager dated January 10, 2022, regarding On-Line Criminal Record Checks be received as information and filed.

8. On-Line Reporting (COPLOGIC)

009. Moved by Dr. B. Broker, AND RESOLVED:

That the Report from Office and IT Project Manager dated January 10, 2022, regarding On-Line Reporting (COPLOGIC) be received as information and filed.

9. COVID-19 Vaccination Declaration Requirement

010. Moved by Councillor C. Miller, AND RESOLVED:

That the Report from Finance and Human Resources Manager dated January 12, 2022, regarding COVID-19 Vaccination Declaration Requirement be received as information and filed.

DISCUSSION TOPICS: N/A

NEXT MEETING:

Tuesday, February 15, 2022

9:00 a.m.

Prince Albert Police Service Downtown Substation Boardroom

MOTION TO ADJOURN:

10. Adjournment – 9:48 a.m.

011. Moved by Councillor B. Edwards, AND RESOLVED:

That this Board do now adjourn.

ACTING CHAIRPERSON

BOARD SECRETARY

Sherry Person

From: brian <rbii@sasktel.net>
Sent: Friday, November 19, 2021 4:07 PM
To: City Clerk
Cc: 'PA Community Alcohol Strategy'
Subject: PA Community Alcohol Strategy request

Mayor and Council

I am writing on behalf of the Community Alcohol Strategy to request to speak with Council at the November 29th meeting. We would like to present Mayor Dionne, City Council and the Board of Police Commissioners with a copy of Harold Johnson's book [Firewater](#). A passionate call to action, *Firewater* examines alcohol-its history, the myths surrounding it, and its devastating impact on Indigenous people.

We would also like to briefly discuss, within the 5 minute limit, the implications of changes to Liquor Legislation that are making alcohol more available within our community.

We look forward to hearing from you.

Brian Howell
River Bank Development Corporation
B 1350 15th Avenue West
Prince Albert SK S6V 5P2
Phone 306 763 7457
Cell 306 961 1257
Fax 306 763 4245

*****Caution:** This email originated from outside the City of Prince Albert email system.

Do not click links or open attachments unless you recognize the sender and know the content is safe. If in doubt contact IT Support (support@citypa.com). ***



PRINCE ALBERT POLICE SERVICE

Monthly Statistics

TITLE: January 2022 Statistical Report

DATE: February 8, 2022

TO: Chief of Police

Board of Police Commissioners

PUBLIC

IN CAMERA

RECOMMENDATION:

That the Board of Police Commissioners receive this report as information and file.

TOPIC & PURPOSE:

This report reviews the total statistics related to crime and calls. This public report is to keep our community and the Prince Albert Board of Police Commissioners, informed on statistics for January 2022.

BACKGROUND:

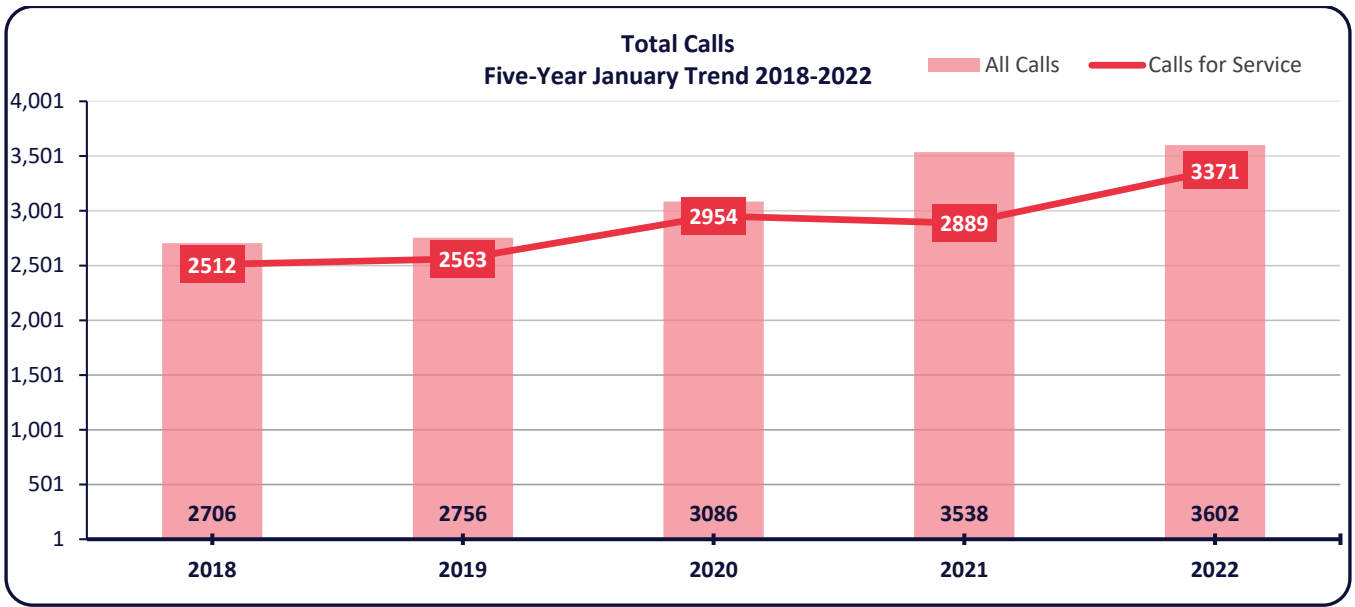
Monthly statistics related to crime and calls are captured, reviewed, and released to the Board and public. The information in this report is measured and compared to previous years and is provided to identify anomalies or trends. This information can be used to determine community and organizational needs, and support decisions on resource deployment. Statistics are regularly updated based on outcomes of investigations; it is not uncommon to see statistics in these reports change within the current year or previous years.

Total Calls

The **total** calls for January 2022 (which is also YTD for the remainder of report) was 3,602. This is a 1.8% increase from the previous year.

The **proactive calls** or “neighbourhood strengthening” efforts in January 2022 was 206. This is an 65.9% decrease over the previous year.

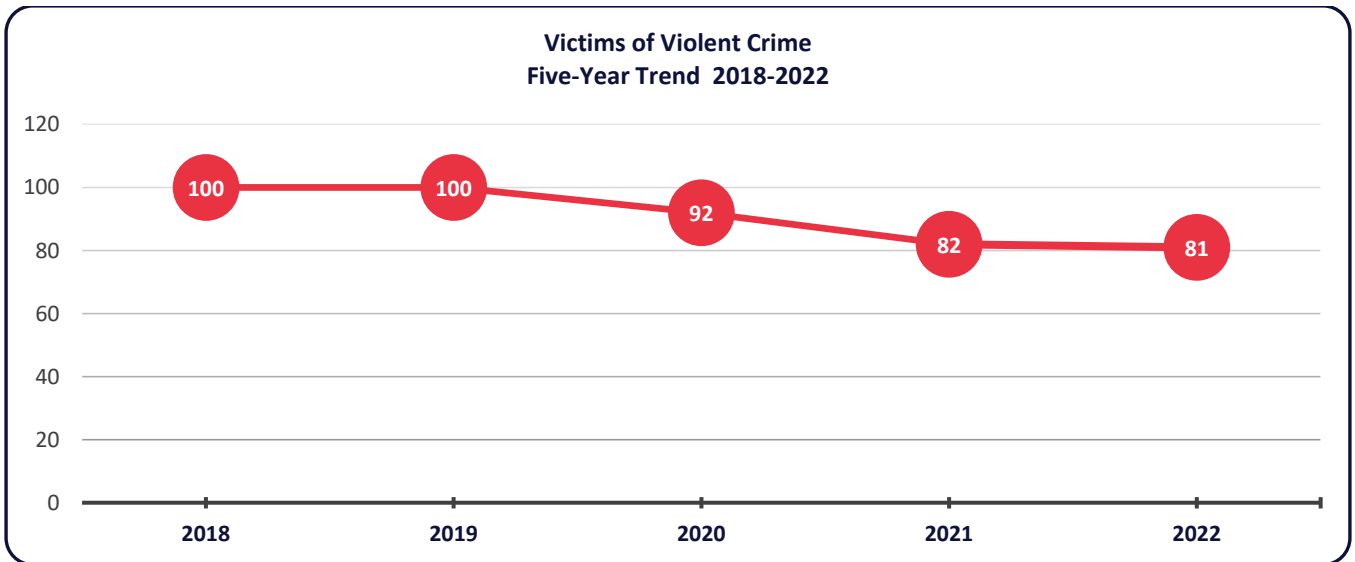
The **calls for service** received in January 2022 was 3,371. That is an increase of 16.6% over the previous year. Eviction calls increased by 37.8%, missing persons increased by 90.5% and motor vehicle collisions increased by 102.3%.



Appendix 1: calls over five years for January.

Victims of Violent Crime

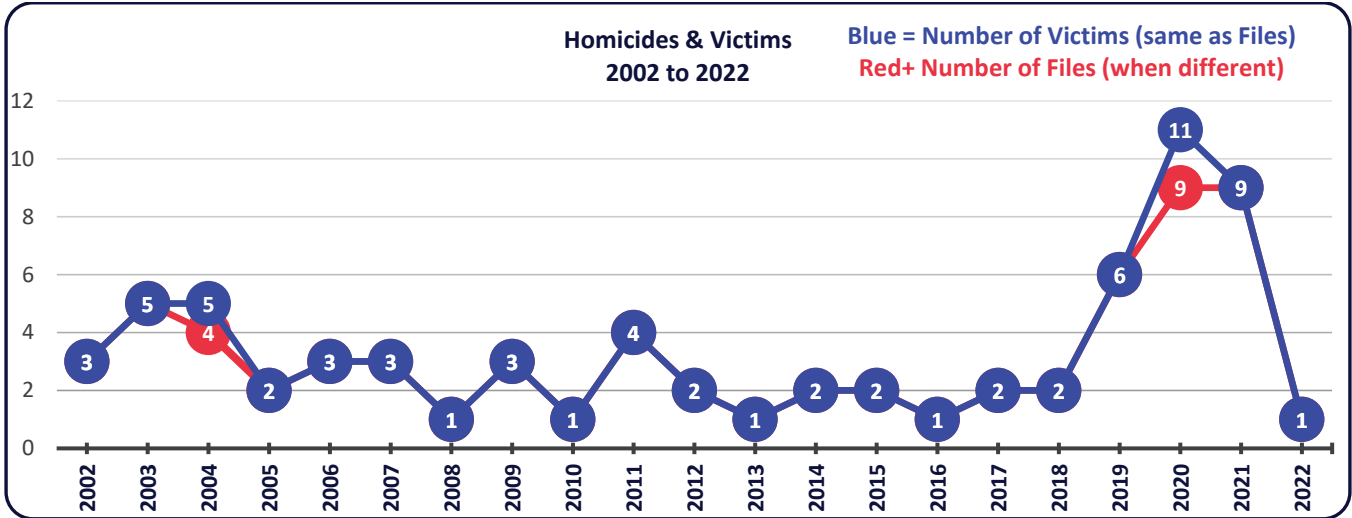
In 2022, there were 81 victims of violent crime. This is a 1.2% decrease from the previous year. That represents one (1) less victim than January of the previous year. The five-year January average of victims of violent crime is 91.



Appendix 2: victims of violent crime over five years for January.

Homicides

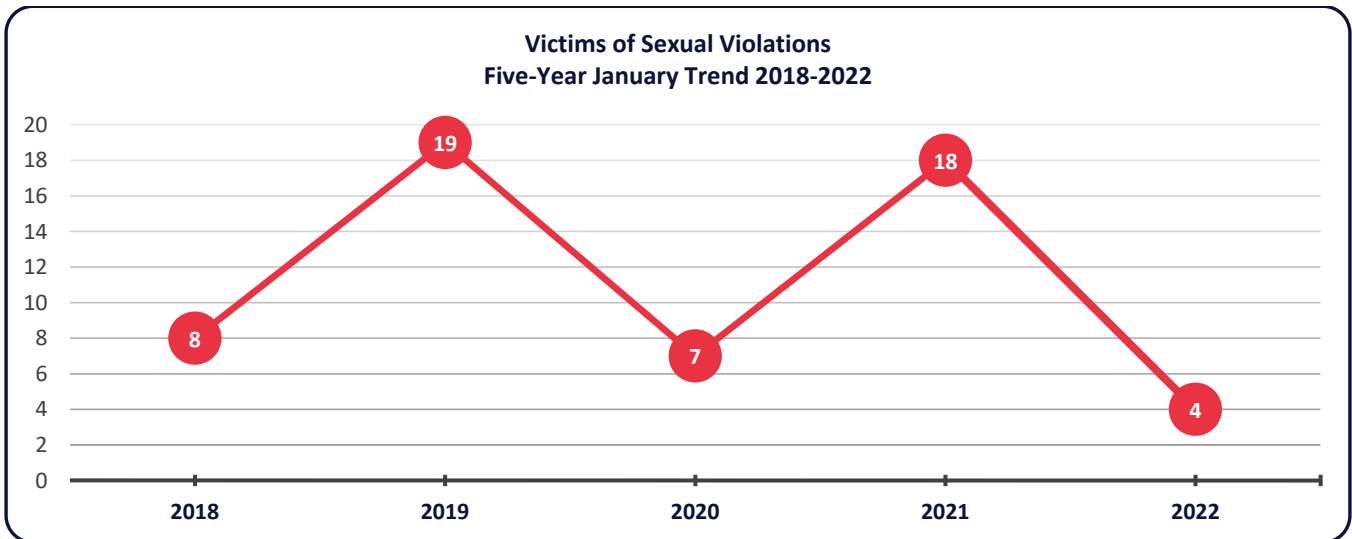
In 2022, there was one (1) homicide victim, which is the same as in January 2021. The 2022 homicide is still under investigation.



Appendix 3: 21-year January trend 2002-2022.

Victims of Sexual Violations

In January 2022, there were four (4) victims of sexual violations. This is a 77.8% decrease over the previous year when there were 18 victims. All four (4) instances were reported as sexual assaults and one (1) file currently has charges, while the others remain under investigation. The five-year average for victims of sexual violations for January is 11.

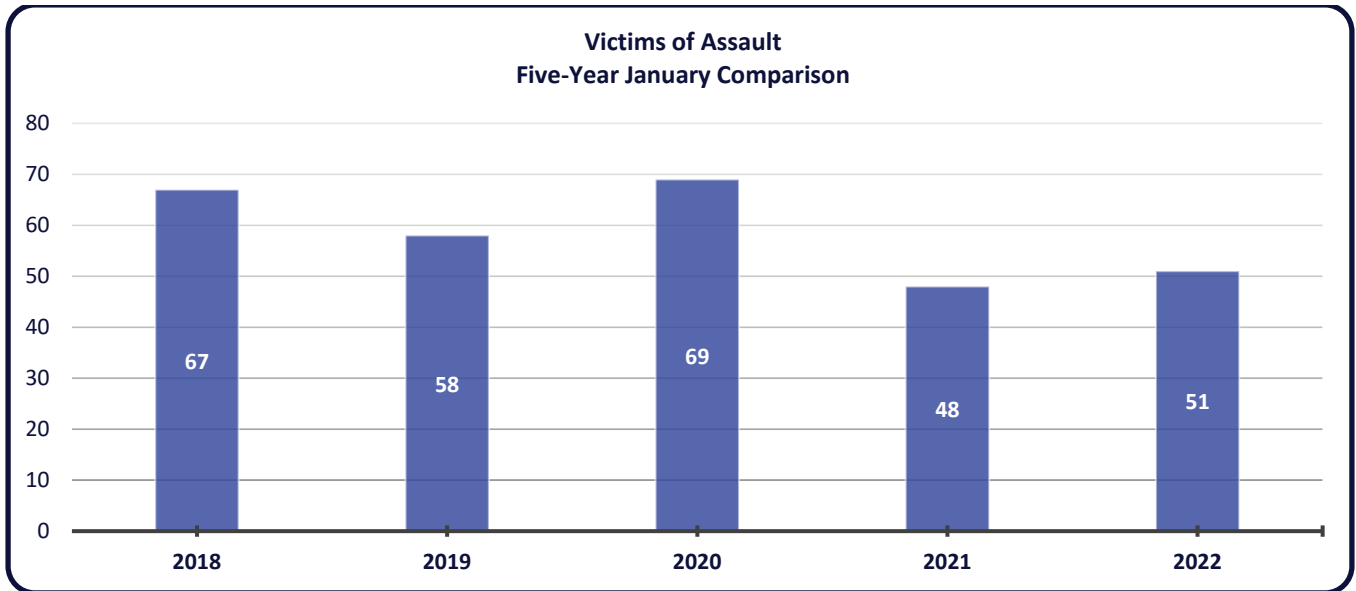


Appendix 4: five-year trend sexual violation victims January.

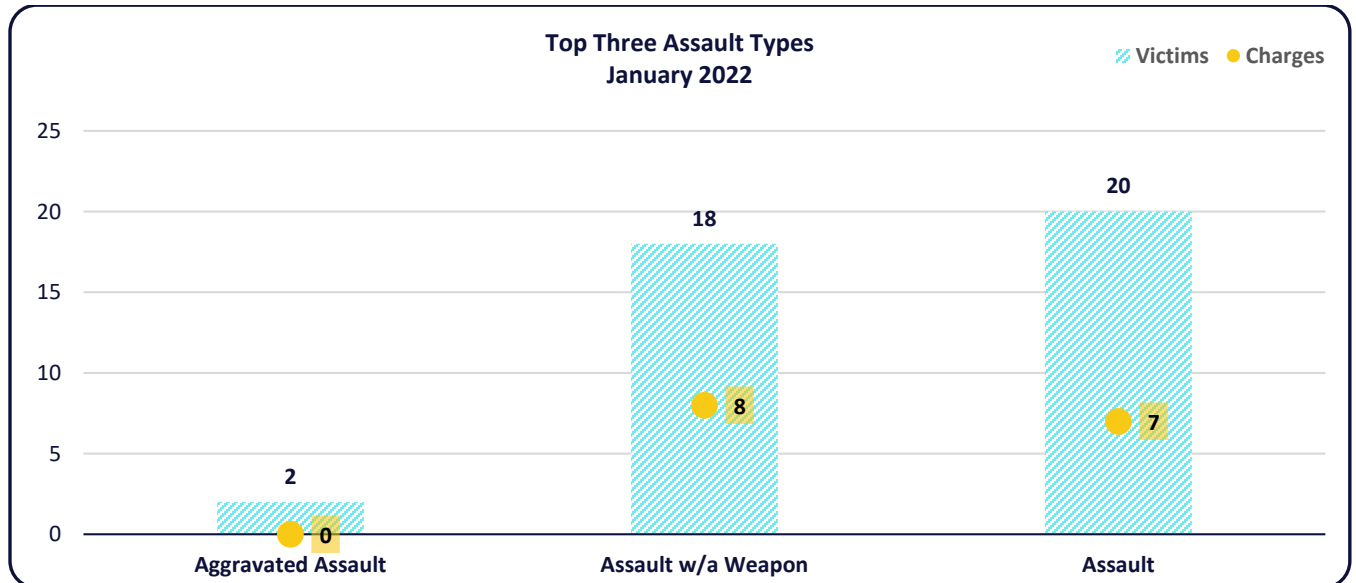
Victims of Assault

In January 2022, there were 51 victims of assault, which is a 6.3% increase from 2021 and lower than the five-year average of 59.

The majority of victims were adult men at 51.1%, adult women were 46.8% and juvenile males made up the remainder at 2.1%



Appendix 5: five-year total victims of assault for the month of January.

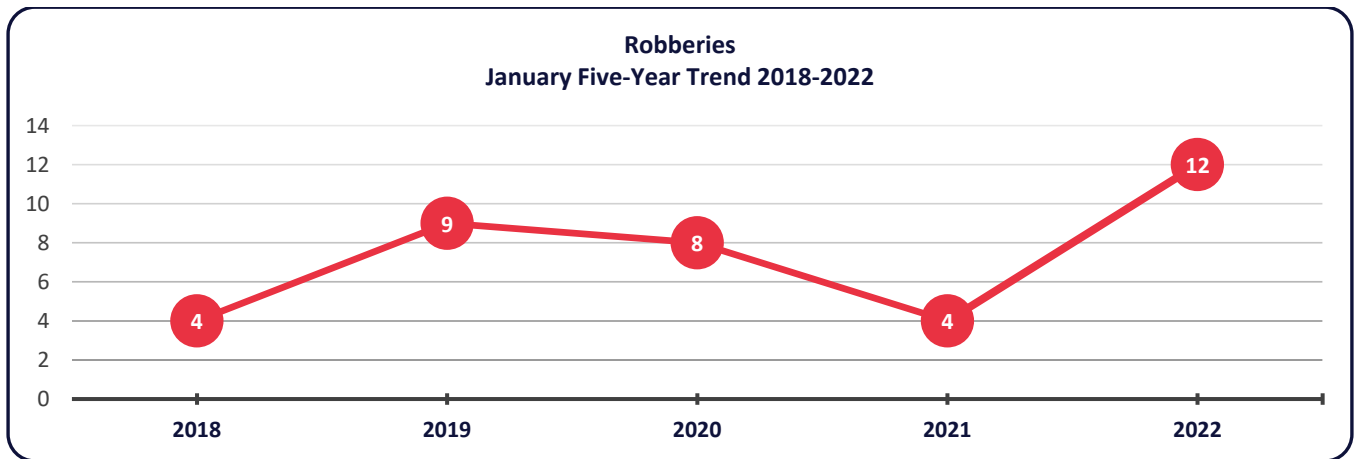


Appendix 6: top three (3) assault types and the corresponding number of charges for January 2022.

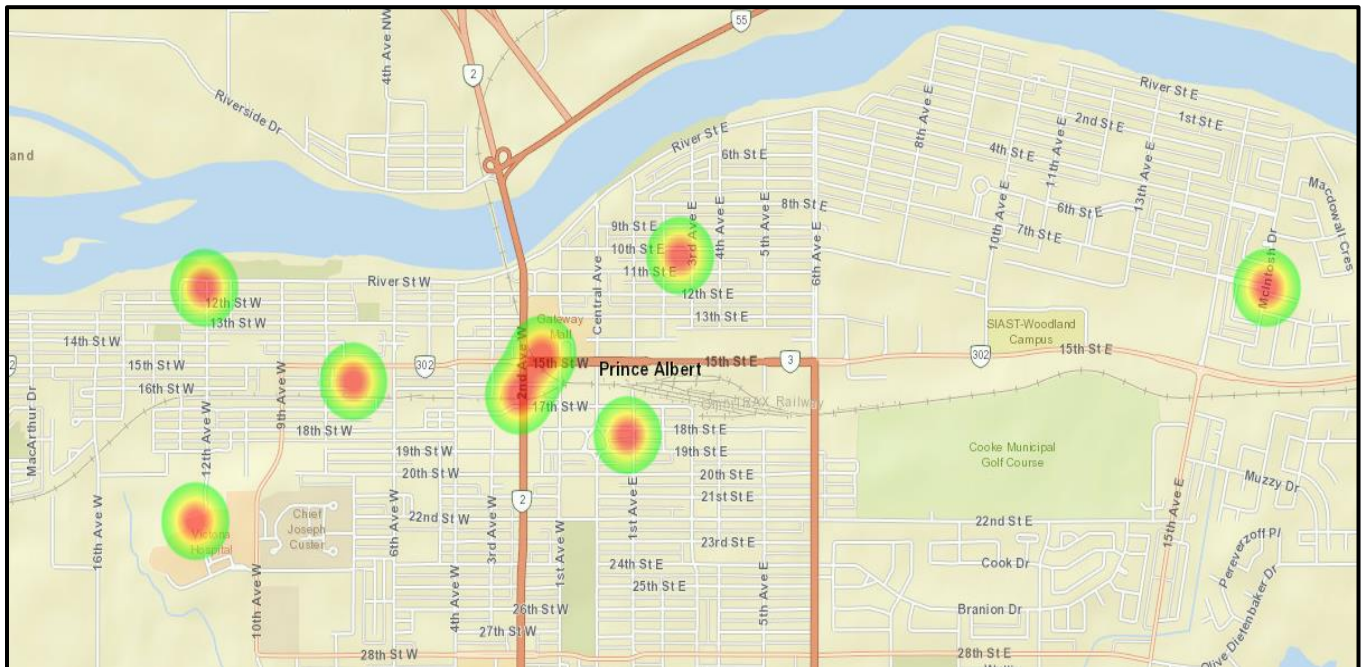
Robberies

There were 12 victims of robbery in January 2022, which is a 200% increase from January 2021 when there were four (4) victims.

In 11 of the 12 instances, those involved were not known to each other. Five (5) instances occurred in “open-air/outside,” two (2) involved a business, and two (2) were targeted robberies. One (1) instance had three (3) victims, where the rest had one (1). Firearms were brandished in five (5) instances which is also reported in firearms violations. Bear spray was brandished or used in two (2) robberies, and two (2) involved physical force or intimidation.



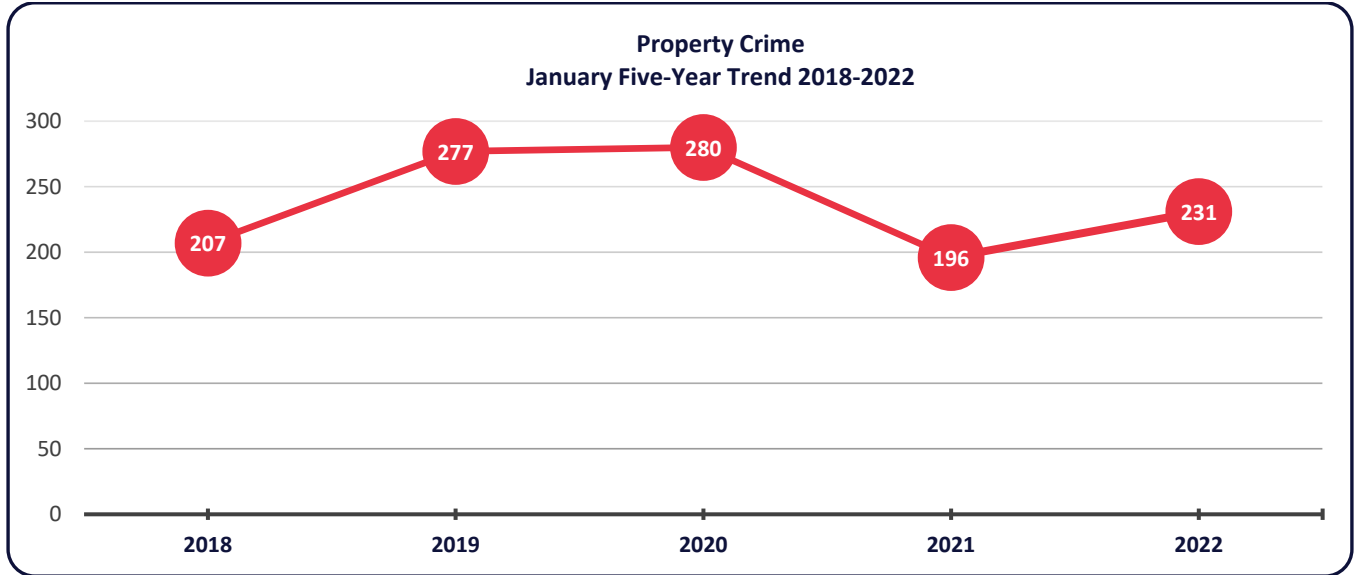
Appendix 7: five-year trend of robberies January 2022.



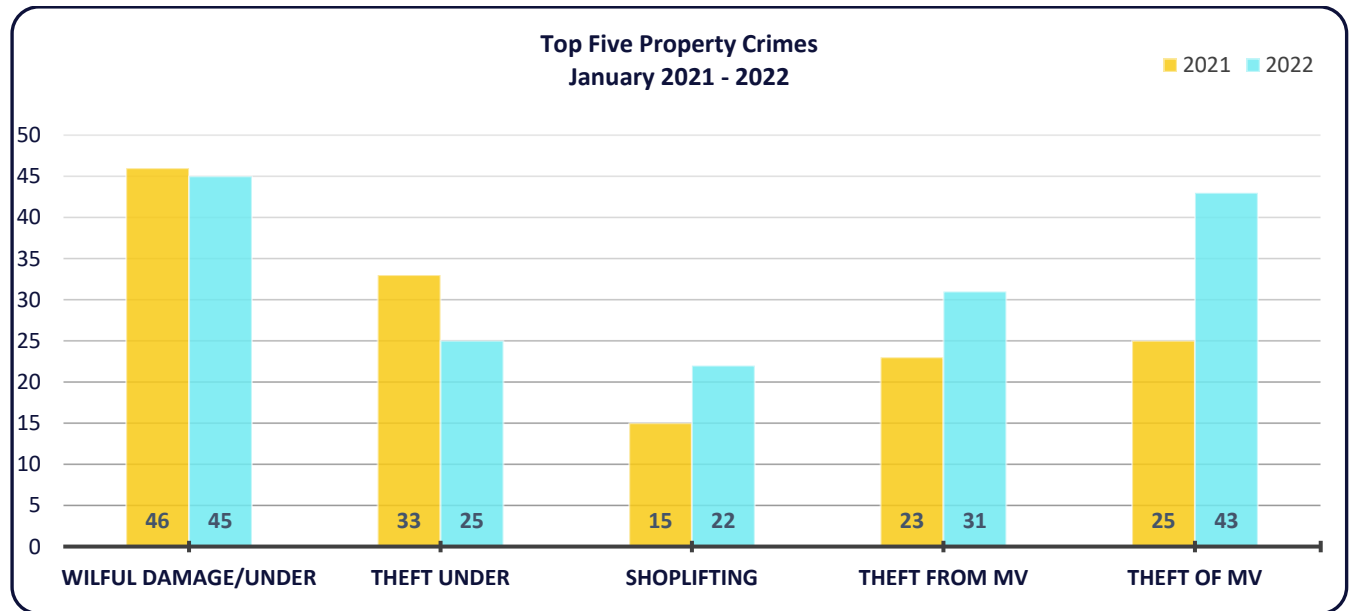
Appendix 8: heat map of robberies January 2022.

Property Crime

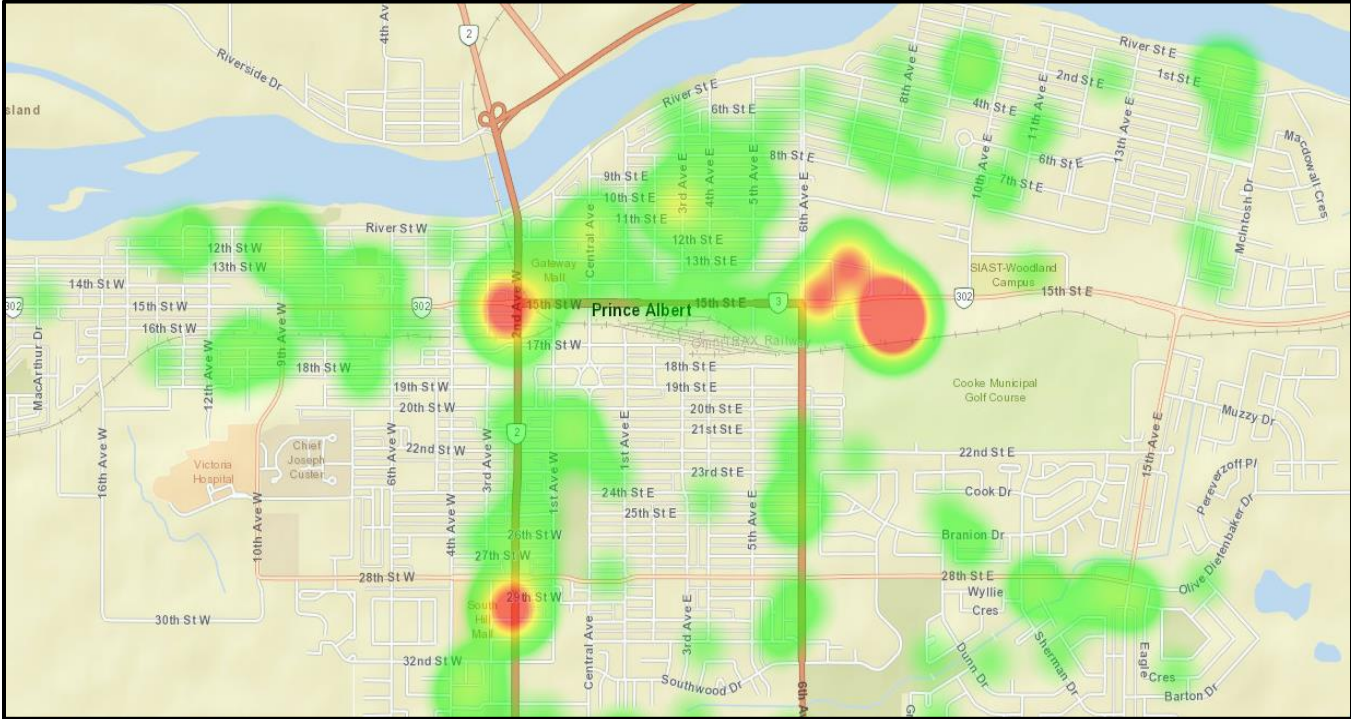
In January 2022, there were 231 reports of property crime. That represents a 17.7% increase from January of the previous year, when there were 196.



Appendix 9: the five-year trend of property crime for January.



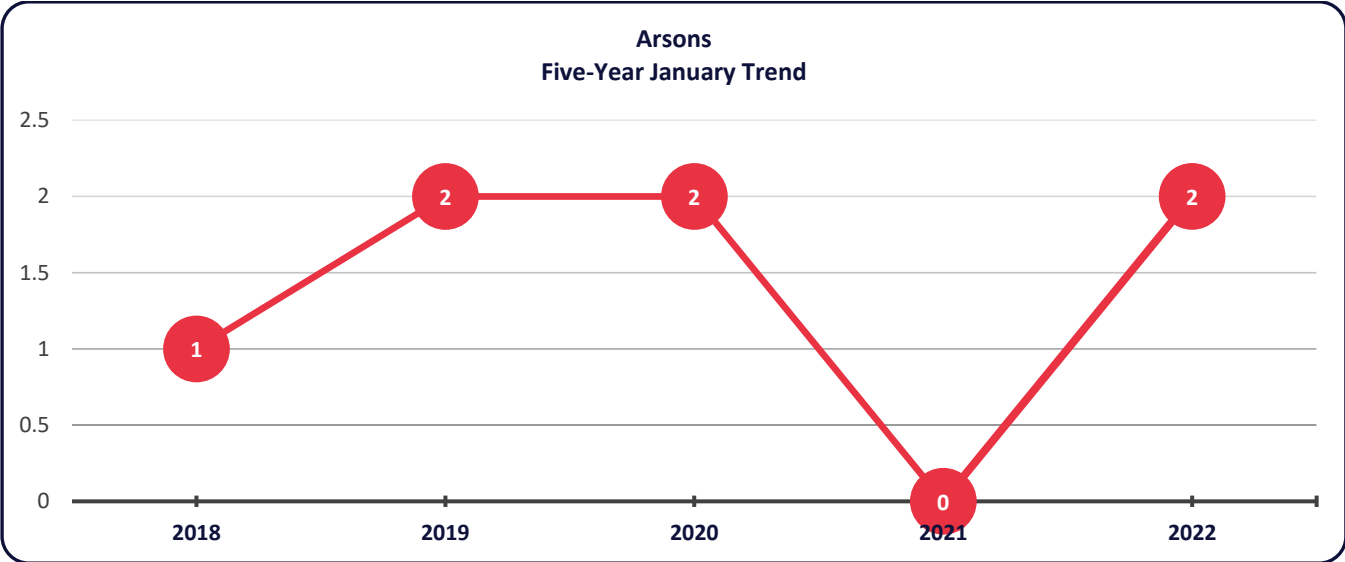
Appendix 10: January 2022 top five property crimes, compared to 2021.



Appendix 11: heat map for property crimes January 2022.

Arsons

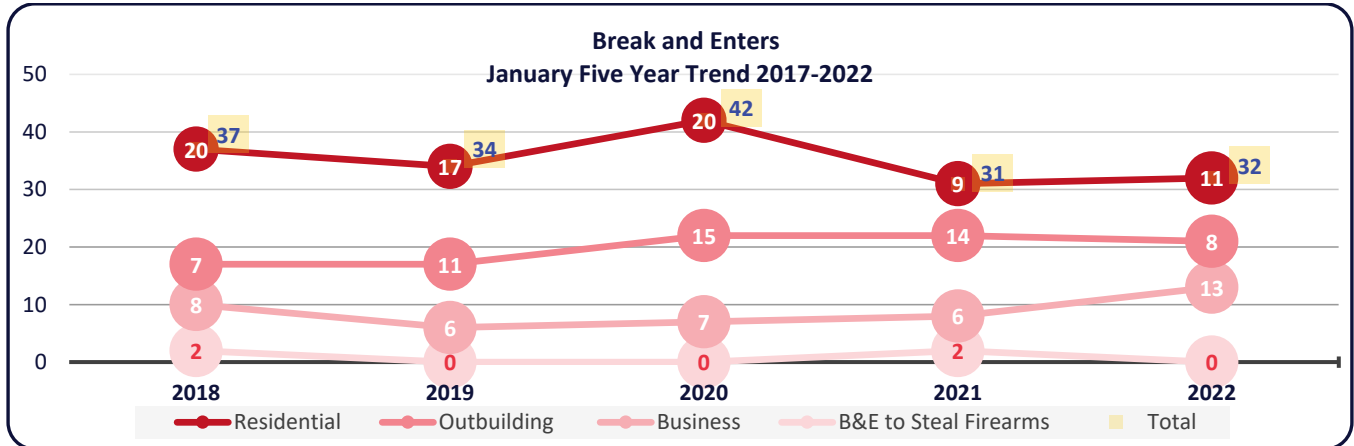
In January 2022, there were two (2) arsons, both were residences and are still under investigation.



Appendix 12: five-year trend of arsons for January.

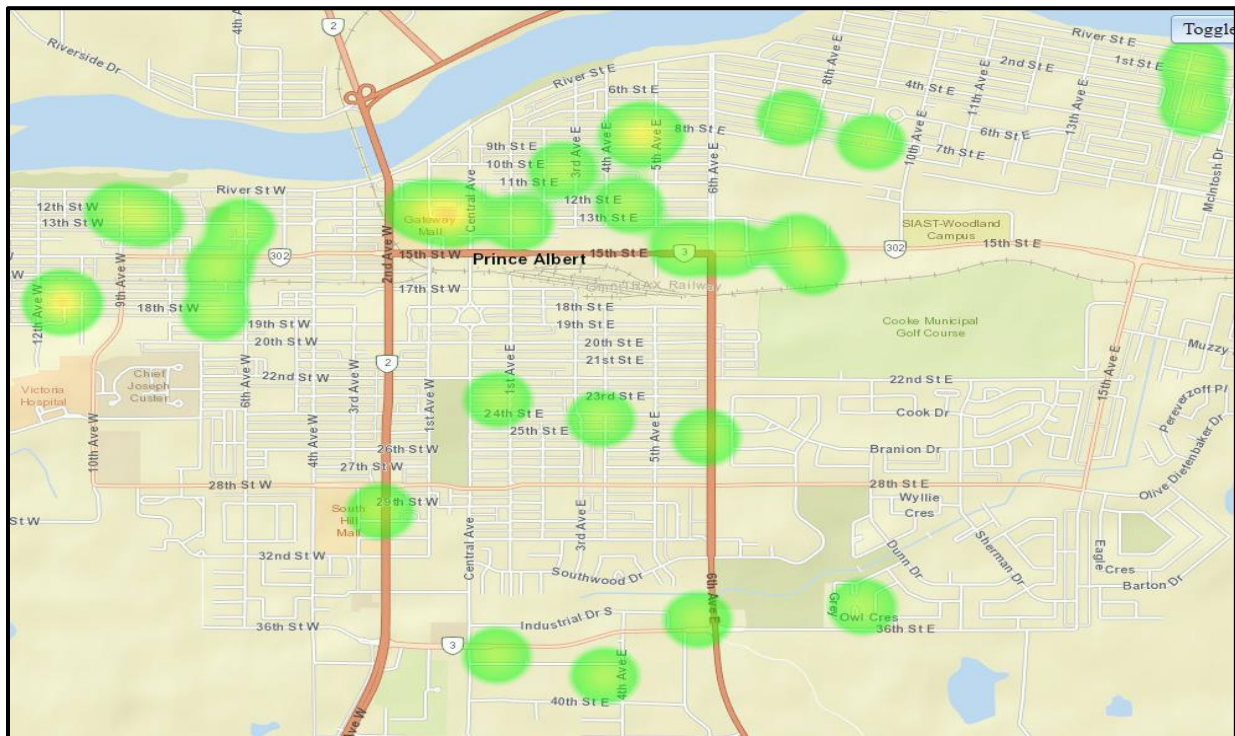
Break and Enters

The five-year January average for break and enters is separated into types; residential, outbuilding, business and break and enter to steal firearms. In January 2022 there were 32 break and enters. This is the second-lowest number of break and enters in the last five (5) years.



Appendix 13: the five-year January trend of break and enter types.

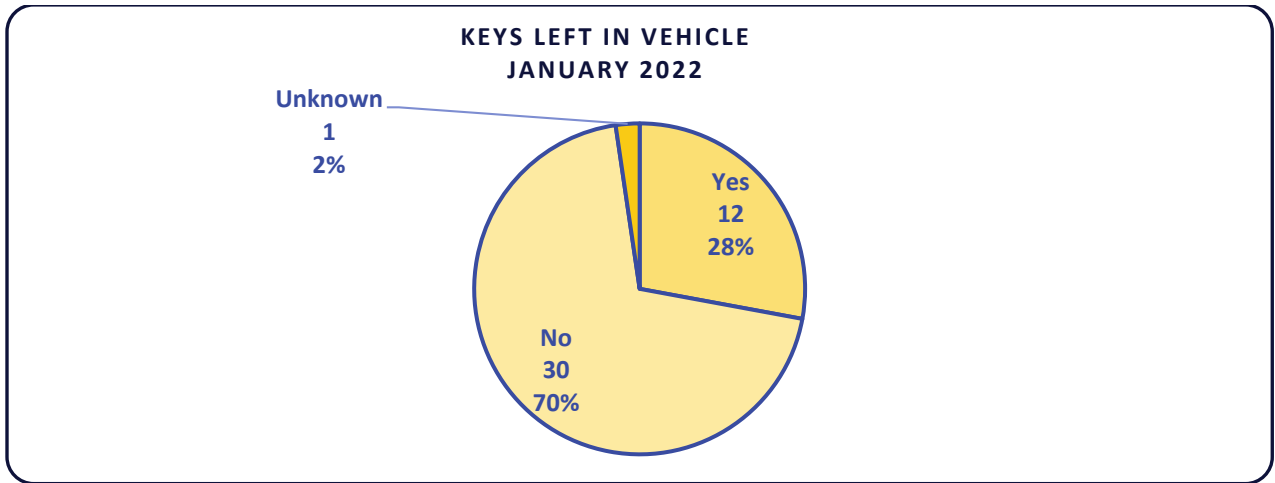
In the month of January there were 13 break and enters to businesses, which is the highest number in the last five years. In 11 instances, entry was gained through glass that was broken. Four (4) were in the Cornerstone area and two (2) were auto show rooms. In four (4) of the instances charges have been laid.



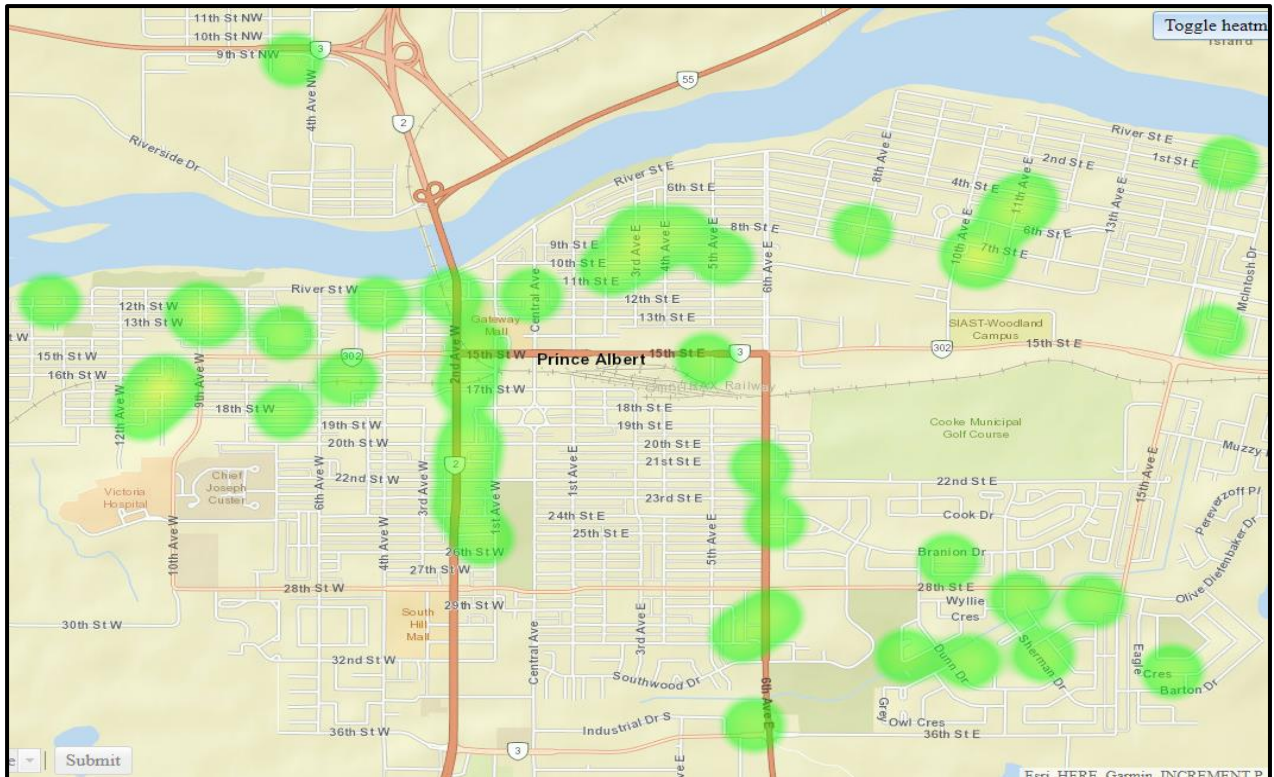
Appendix 14: heat map of all break and enters January 2022.

Theft of Motor Vehicle

There were 43 vehicle thefts in January 2022, a 72% increase when compared to 25 instances the year prior. Charges of either theft or possession of stolen vehicle have been laid in seven (7) of the instances and 24 vehicles have been recovered. The others remain under investigation. In 12 instances, keys were left in the vehicle. In 12 instances, keys were left in the vehicle. In 29 instances, the doors were left unlocked. In 16 instances, the vehicles were warming up.



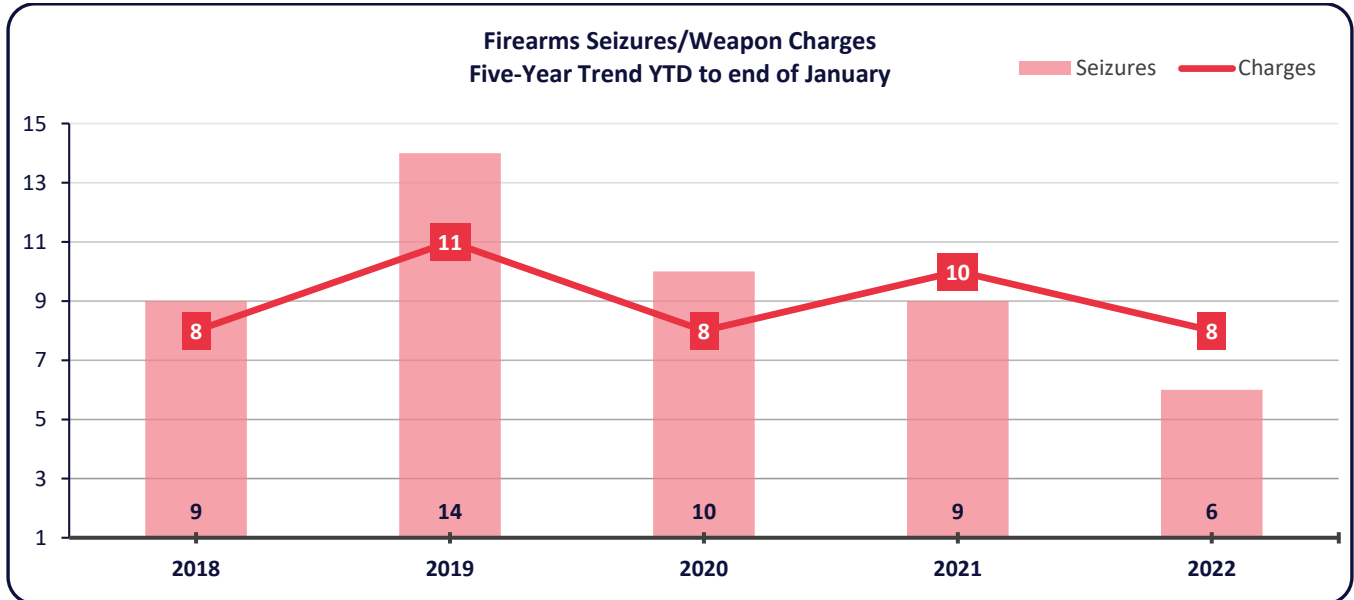
Appendix 15: keys left in vehicle January 2022.



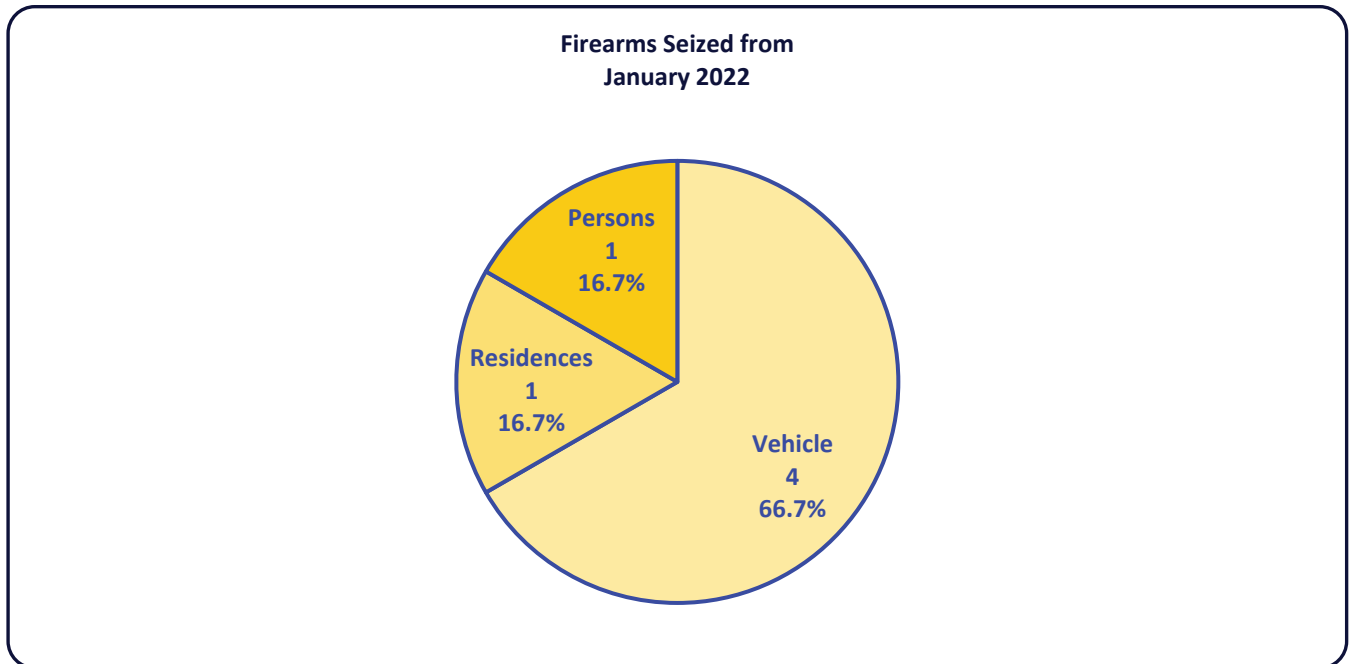
Appendix 16: heat map of vehicle thefts January 2022.

Firearms Seizures

There were six (6) firearm seizures in January 2022. This is a decrease over the five-year average of nine (9). Three (3) of those were sawed off shot guns, while the remaining three (3) were a rifle, a restricted weapon and other firearm.

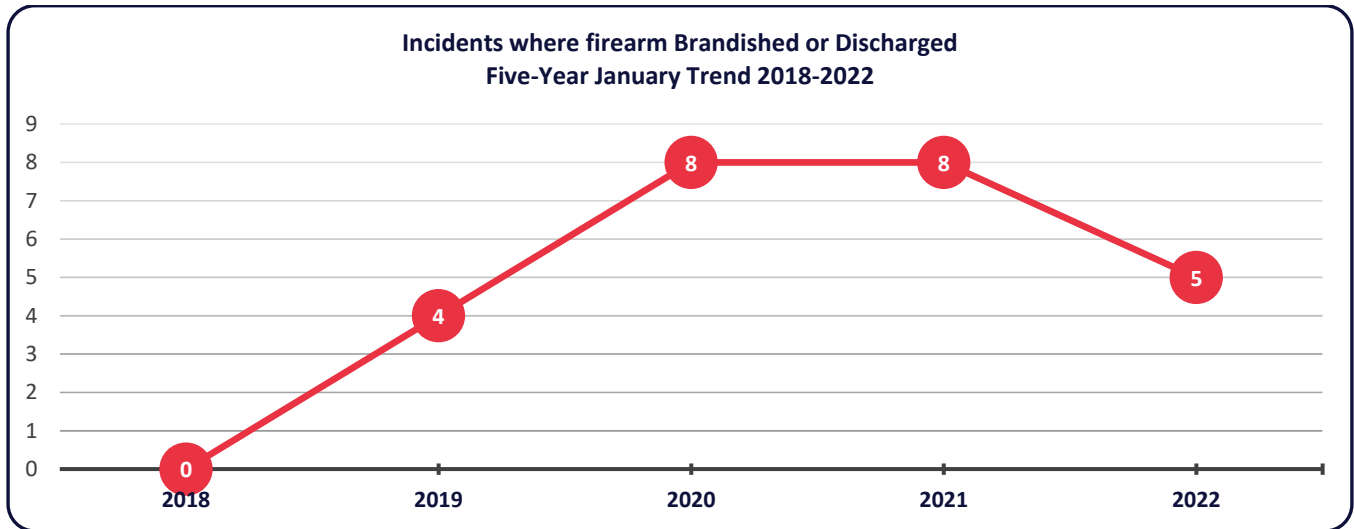


Appendix 17: five-year January trend of seized firearms and charges.



Appendix 18: how the firearms were seized in January 2022.

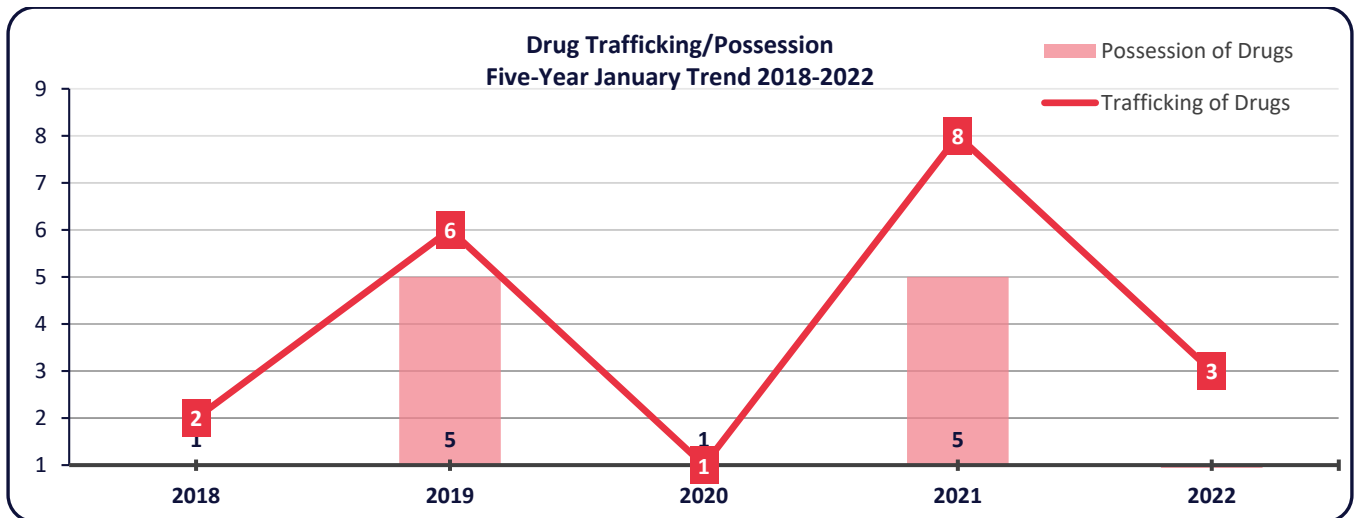
In January 2022, there were five (5) incidents where firearms were brandished or discharged. This is lower than January 2021 when there were eight (8).



Appendix 19: five-year January trend of firearms brandished or discharged.

Controlled Drugs and Substances

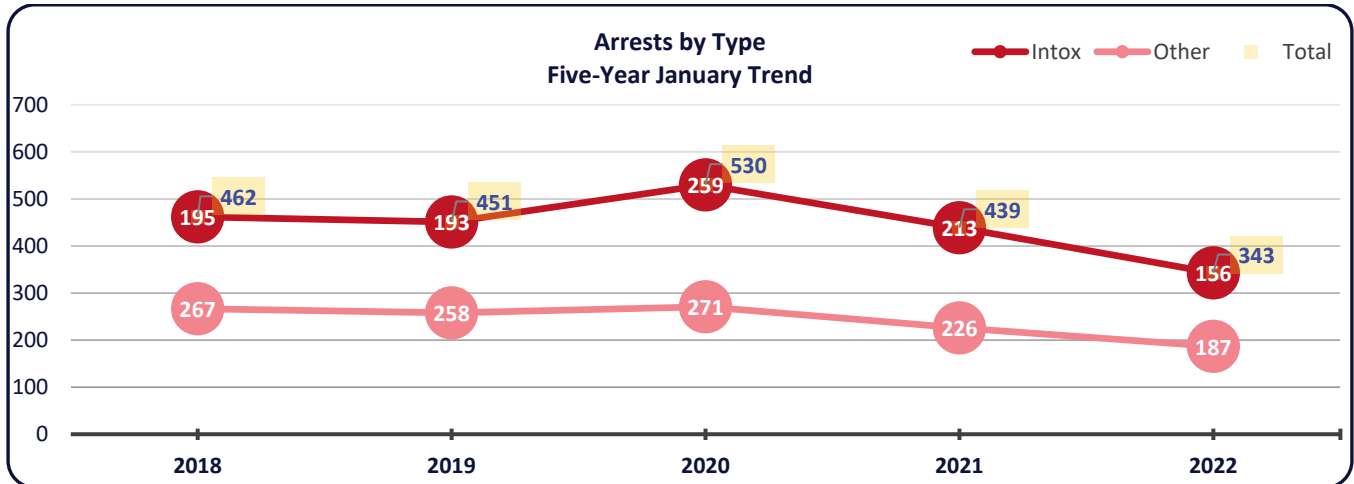
In January 2022, there were three (3) drug trafficking charges with zero possession charges. One (1) of those instances was the result of a search warrant. There were 177.4 grams of methamphetamine and 22.3 grams of crack cocaine seized. The five-year January average for drug charges is four (4).



Appendix 20: drug trafficking and drug possession charges for January 2018-2022.

Arrests

There were 343 total arrests in the month of January 2022. This represents 96 fewer arrests than January 2021 when 439 occurred. Top "other" reasons for arrest are for outstanding warrants and new charges.



Appendix 21: five-year January trend of arrests for intoxication and other.

Tickets

In January 2022 there were 324 ticket violations which is 44.1% decrease from January of the previous year. Combined Traffic Services Saskatchewan (CTSS) issued 61.1% of those tickets written. The top three violations were speeding, intoxication in public and unregistered motor vehicles.

ATTACHMENTS: Prince Albert Police Service Crime Statistics

PRESENTATION: VERBAL AUDIO/VISUAL NONE

Written by: Deputy Chief Farica Prince

Approved by: Chief of Police

Signature: _____



Prince Albert Police Service

Monthly Crime Statistics

January 2022(2022-01-01 to 2022-01-31)



Incident Offence Report (Most Serious Reported)

Violent Crime	Jan 21	Jan 22	Month%Chg	YTD 2021	YTD 2022	YTD%Chg
Homicides	1	1	0%	1	1	0%
Attempted Murder	0	0	0%	0	0	0%
Sexual Violations	18	4	-77.78%	18	4	-77.78%
Assaults	48	51	6.25%	48	51	6.25%
Kidnapping/Hostage Taking/Abduction	0	2	N/A	0	2	N/A
Robbery	4	12	200%	4	12	200%
Criminal Harassment	2	1	-50%	2	1	-50%
Utter Threats	7	8	14.29%	7	8	14.29%
Other Crime Against Person	2	2	0%	2	2	0%
Total Violent Crime	82	81	-1.22%	82	81	-1.22%
Property Crime	Jan 21	Jan 22	Month%Chg	YTD 2021	YTD 2022	YTD%Chg
Arson	0	2	N/A	0	2	N/A
Break and Enter - Residential	9	11	22.22%	9	11	22.22%
Break and Enter - Residential(Outbuilding)	14	8	-42.86%	14	8	-42.86%
Break and Enter - Non Residential	6	13	116.67%	6	13	116.67%
Break and Enter - Steal Firearm	2	0	-100%	2	0	-100%
Theft Over \$5000	1	4	300%	1	4	300%
Other Theft Under \$5000	71	82	15.49%	71	82	15.49%
Theft Of Motor Vehicle	25	43	72%	25	43	72%
Possession Of Stolen Property	3	6	100%	3	6	100%
Fraud	13	13	0%	13	13	0%
Mischief/Willful Damage	52	49	-5.77%	52	49	-5.77%
Total Property Crime	196	231	17.86%	196	231	17.86%
Other Criminal Code	Jan 21	Jan 22	Month%Chg	YTD 2021	YTD 2022	YTD%Chg
Weapon Charges	10	8	-20%	10	8	-20%
Other Criminal Code	143	164	14.69%	143	164	14.69%
Total Other Criminal Code	153	172	12.42%	153	172	12.42%
Controlled Drugs and Substances	Jan 21	Jan 22	Month%Chg	YTD 2021	YTD 2022	YTD%Chg
Possess Drugs	5	0	-100%	5	0	-100%
Traffic Drugs	8	3	-62.5%	8	3	-62.5%
Other Drug Related Charges	0	0	0%	0	0	0%
Cannabis Act	0	0	0%	0	0	0%
Total Controlled Drugs And Substances	13	3	-76.92%	13	3	-76.92%
Other Federal Statute Violations	Jan 21	Jan 22	Month%Chg	YTD 2021	YTD 2022	YTD%Chg
Total Other Federal Statute Violations	4	1	-75%	4	1	-75%
Provincial Statute Violations	Jan 21	Jan 22	Month%Chg	YTD 2021	YTD 2022	YTD%Chg
Total Provincial Statute Violations	0	2	N/A	0	2	N/A
Traffic Violations	Jan 21	Jan 22	Month%Chg	YTD 2021	YTD 2022	YTD%Chg
Impaired Driving/Refusal	5	3	-40%	5	3	-40%
Other Traffic Violations	48	84	75%	48	84	75%
Total Traffic Violations	53	87	64.15%	53	87	64.15%
Information Offences	Jan 21	Jan 22	Month%Chg	YTD 2021	YTD 2022	YTD%Chg
Information Offences	166	203	22.29%	166	203	22.29%
Information Offences(Internal)	41	40	-2.44%	41	40	-2.44%
Total Information Offences	207	243	17.39%	207	243	17.39%
All Incident Offence Total	708	820	15.82%	708	820	15.82%

NOTE: Statistics on record as of 2022-02-02 taken from Prince Albert Records Management System. Crime statistics are constantly being updated due to new information being received, changes in reporting procedures, and ongoing investigations.
Violent crime reports the number of victims rather than the number of occurrences.

Tickets Report

Ticket Violation	Jan 21	Jan 22	Month%Chg	YTD 2021	YTD 2022	YTD%Chg
Cannabis Violations	0	0	0%	0	0	0%
Alcohol Violations	30	18	-40%	30	18	-40%
Traffic Violations	114	75	-34.21%	114	75	-34.21%
Bylaw Violations	6	23	283.33%	6	23	283.33%
Vehicle Inspection	0	8	N/A	0	8	N/A
Other Violations	6	2	-66.67%	6	2	-66.67%
CTSS City Violations	424	198	-53.3%	424	198	-53.3%
All Tickets Total (Exclude Void)	580	324	-44.14%	580	324	-44.14%

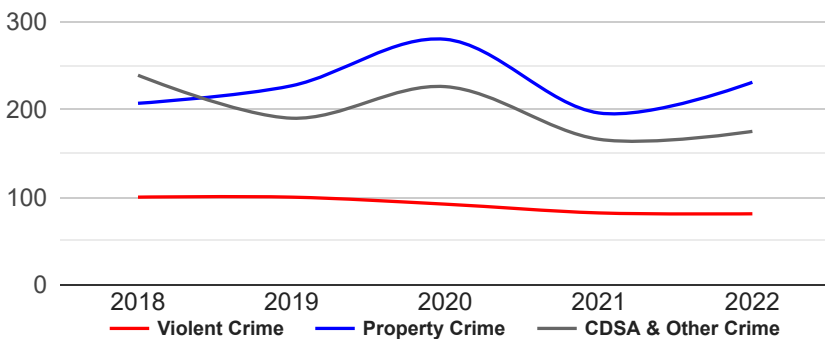
Arrest Report

Arrest Information	Jan 21	Jan 22	Month%Chg	YTD 2021	YTD 2022	YTD%Chg
All Intox Arrest Total	213	156	-26.76%	213	156	-26.76%
All Other Arrest Total	226	187	-17.26%	226	187	-17.26%
All Arrest Total	439	343	-21.87%	439	343	-21.87%
Male Total	311	223	-28.3%	311	223	-28.3%
Adult	302	197	-34.77%	302	197	-34.77%
Young Offenders	9	26	188.89%	9	26	188.89%
Female Total	126	120	-4.76%	126	120	-4.76%
Adult	119	104	-12.61%	119	104	-12.61%
Young Offenders	7	16	128.57%	7	16	128.57%
Gender Diverse Total	2	0	-100%	2	0	-100%

Calls For Service Report

Calls For Service	Jan 21	Jan 22	Month%Chg	YTD 2021	YTD 2022	YTD%Chg
Family Wellness	297	302	1.68%	297	302	1.68%
By-law Calls	20	39	95%	20	39	95%
Mental Health Incidents	48	52	8.33%	48	52	8.33%
Motor Vehicle Accident(HIT & RUN)	26	34	30.77%	26	34	30.77%
Motor Vehicle Accident(Property)	42	85	102.38%	42	85	102.38%
Motor Vehicle Accident(Fatal/Injury)	1	0	-100%	1	0	-100%
Other Calls	2455	2859	16.46%	2455	2859	16.46%
Total Complaints	2889	3371	16.68%	2889	3371	16.68%
Neighbourhood Strengthening	605	206	-65.95%	605	206	-65.95%
COVID	18	1	-94.44%	18	1	-94.44%
Court Conditions - Compliance Checks	26	24	-7.69%	26	24	-7.69%
All Calls For Service Total	3538	3602	1.81%	3538	3602	1.81%
Dispatched	3091	2983	-3.49%	3091	2983	-3.49%
Not Dispatched	447	619	38.48%	447	619	38.48%

January with 5-Year Trend



YEAR	2018	2019	2020	2021	2022
Violent Crime	100	100	92	82	81
Property Crime	207	227	280	196	231
CDSA & Other Crime	239	190	226	166	175

NOTE: Statistics on record as of 2022-02-02 taken from Prince Albert Records Management System. Crime statistics are constantly being updated due to new information being received, changes in reporting procedures, and ongoing investigations. Violent crime reports the number of victims rather than the number of occurrences.



PRINCE ALBERT POLICE SERVICE

TITLE: CSO Report for January 2022

DATE: February 8th, 2022

TO: Chief of Police Board of Police Commissioners

PUBLIC: **INCAMERA:**

RECOMMENDATION:

- That this report be received as information and filed.
- That the Board forwards this information to the Community Safety Officer (CSO) Program Manager as per the Saskatchewan CSO policy manual.

BACKGROUND:

Two Community Safety Officers follow and support patrol operations at the Prince Albert Police Service.

The Ministry of Justice, Corrections and Policing, require updated reporting of CSO activities in support of the program.

In addition to their primary duties, the CSO's continue to support Bylaw calls and backfill the Court Liaison duties as required.

TOPIC & PURPOSE:

To provide an overview of the operational activities of the Community Safety Officers for the month of January and highlight any concerns, emerging trends or areas of focus as required.

CSO REPORT, MONTH OF JANUARY,2022	
Description	Number of Calls/Reports/Tickets
Number of Less Serious Crimes Investigated	56
Theft Under \$5,000.00/ Attempted Theft	31
Willful Damage Under \$5,000/ Mischief	10
Trespass to Property Act	0
Motor Vehicle Accidents/ Hit and Run/ Provincial Statute/ Traffic Complaints	7
Found/Lost Property	0
Documents for Service	6
Neighborhood Strengthening	72
Community Meetings	0
School Visits	18
Community Presentations	0
Traffic Tickets	41
Vehicle Seizures	6
CPTED Reports	3
Bylaw Complaints	5
CSO Trials/Court	0
Calls Attended to Support PAPS	60
Court Liaison Cover Off Days	2 days

Concerns/ Trends/ Focused Effort:

Three separate CPTED reports were completed by the CSO's in January:

- i. Windsor Apartments at 501 28th St W – vagrants/vandalism
- ii. Coop Gas Bar 2nd Ave W – Gas N Go's
- iii. Cornerstone Coop Gas Bar – Gas N Go's

The CSO's continued to focus on School Zone Traffic Safety in January. Tickets were issued to drivers pertaining to the U-turn Bylaw and TSA Speeding in a School Zone.

PRESENTATION: **VERBAL** **AUDIO/VISUAL** **NONE**

Written by: **Sergeant Brian Glynn**

Reviewed by: **Inspector Brent McDonald**

Approved by: **Chief Bergen**

Signature:  _____